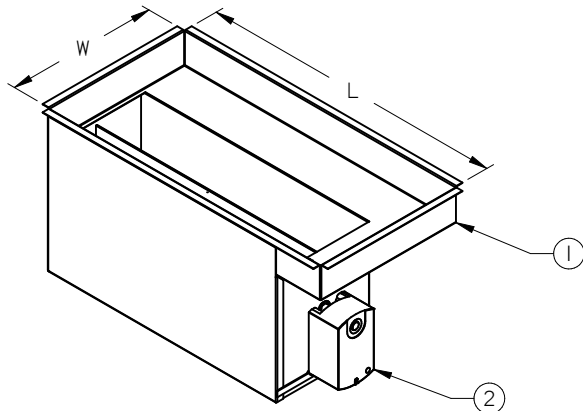
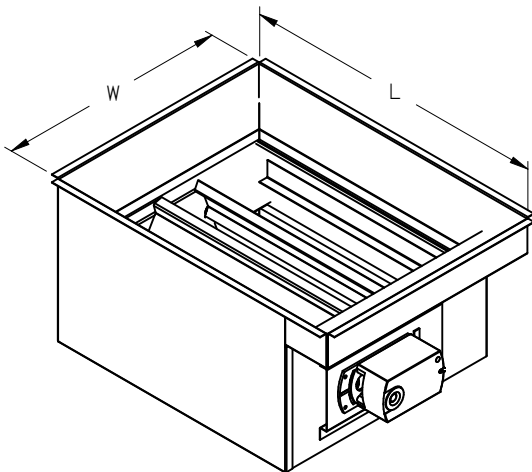
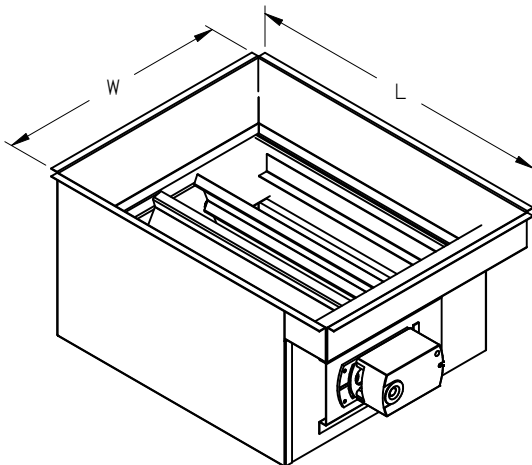
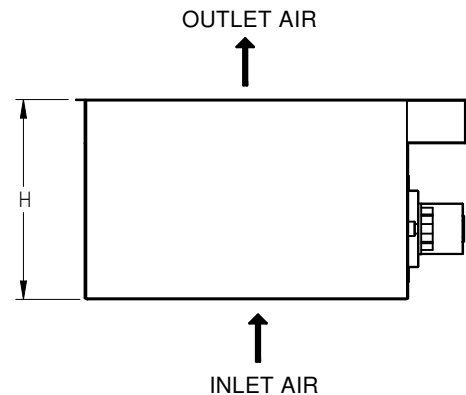


TAG :


☐ LOW FLOW

☐ MEDIUM FLOW

☐ HIGH FLOW

PARTS LIST	
ITEM	PART NAME
1	PLENUM
2	24 VAC ACTUATOR

TYPE	ROUGH OPENING NOM L X W	PLENUM DIMENSIONS			AIRFLOW (CFM)
		LENGTH (L)	WIDTH (W)	HEIGHT (H)	
LOW FLOW	20 X 10 (508) X (254)	19 7/8 (505)	9 7/8 (251)	10 7/8 (264)	380
MEDIUM FLOW	20 X 17 (508) X (432)	19 7/8 (505)	16 7/8 (429)	10 7/8 (264)	645
HIGH FLOW	20 X 20 (508) X (508)	19 7/8 (505)	19 7/8 (505)	10 7/8 (264)	780


CONTROL CABLE:
☐ 25' MODULAR CABLE

FEATURES:

- 20 GA Steel Construction, Black finish
- Drop-in installation from room side
- 15' and 35' modular cables available
- Integral motorized VAV dampers
- Comes with 24 VAC actuator and plenum rated control cable
- Multiple modular connection options for field daisy-chaining between the terminals

Project Name and Number:

 Description: **SAT - Slot Machine Air Terminal**

Engineer:

 Submission
Date:

 PROPRIETARY AND CONFIDENTIAL
 THE INFORMATION CONTAINED IN THIS
 DRAWING IS THE SOLE PROPERTY OF
 Global IFS. ANY REPRODUCTION IN PART
 OR AS A WHOLE WITHOUT THE WRITTEN
 PERMISSION OF Global IFS IS PROHIBITED

Dwg Release: 272740 Sheet: 1 Size: Letter

11/03/2020 REV 0