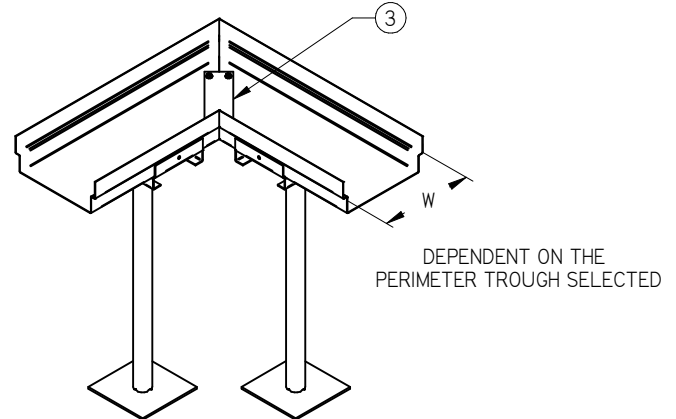
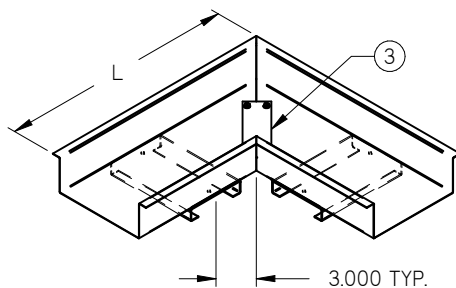
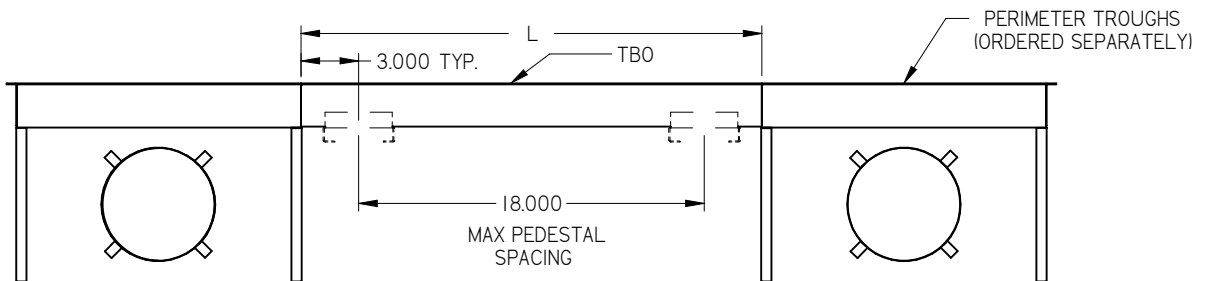


☐ FTS - FLOOR TILE SUPPORTED
(FOR LBG 1000 STYLE BORDER)

☐ PDS - PEDESTAL SUPPORTED
(FOR LBG 125/187 STYLE BORDER)

PARTS LIST	
ITEM	PART NAME
1	TROUGH
2	PEDESTAL SUPPORT BRACKET (OPT)
3	CONNECTING PLATE
4	PEDESTALS (ORDERED SEPARATELY)

	MIN	MAX
LENGTH	12 (305)	96 (2438)



- ☐ PEDESTAL BRACKETS:
- Optional for 1000 style LBG
 - Minimum 2 for 125/187 style LBG

☐ MC90 - 90° MITRED CORNER

FEATURES:

- Nominal Size (L X W) = Rough Opening
- 20 GA Steel Construction, Black Finish
- Drop in installation from room side
- TBO with LBG installed is designed to withstand light foot traffic
- Connect to the trough with connecting plates and screws (by others)
- Sealing at joint location by others
- MC90 shipped in two pieces to be joined together in the field with connecting plates

NOTE: LBG ORDERED SEPARATELY
LBG ACCESSORIES REQUIRE SPECIAL CONFIGURATIONS

Project Name and Number:		PROPRIETARY AND CONFIDENTIAL THE INFORMATION CONTAINED IN THIS DRAWING IS THE SOLE PROPERTY OF Global IFS. ANY REPRODUCTION IN PART OR AS A WHOLE WITHOUT THE WRITTEN PERMISSION OF Global IFS IS PROHIBITED				
Description:						TBO - Trough Blank - Off
Engineer:		Submission Date:		Dwg Release:	Sheet:	Size:
				272750	1	Letter