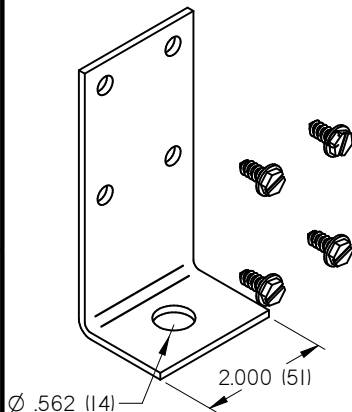
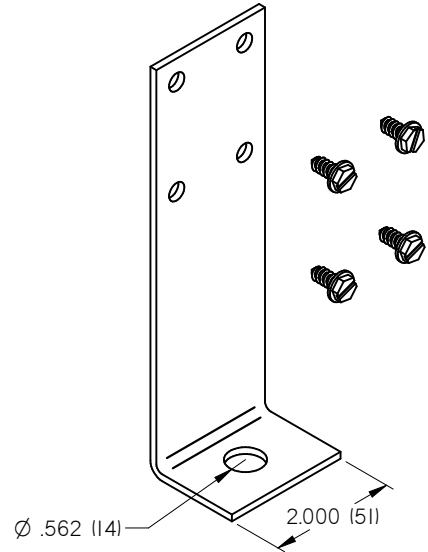
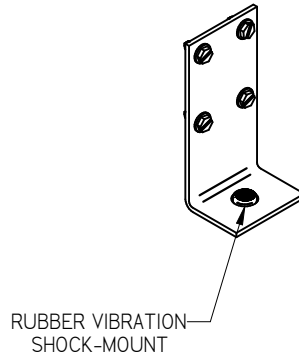


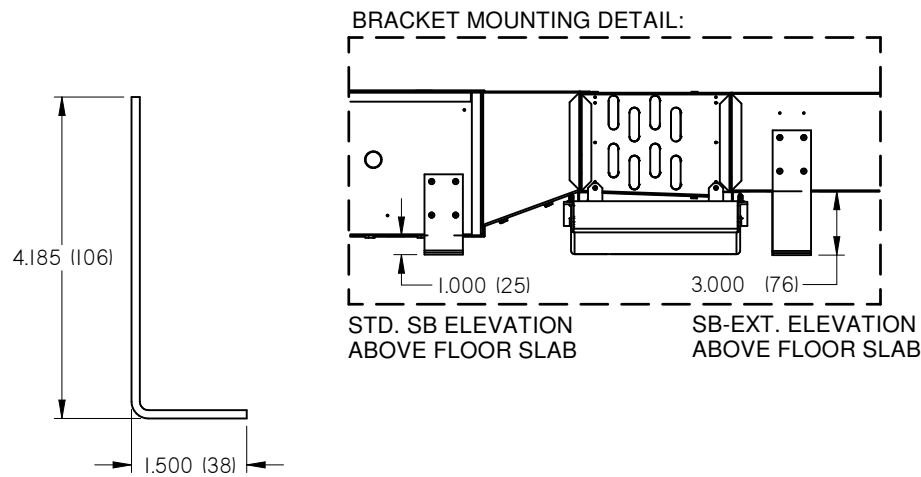
FPB OPTIONS - SUPPORT BRACKETS



STANDARD BRACKET (SB)



EXTENDED BRACKET (SB-E)



NOTES:

- SUPPORT BRACKETS ARE 12 GAUGE ZINC COATED STEEL
- MOUNT BRACKETS IN LOCATIONS INDICATED ON PG. 2 & 3 FOR VARIOUS CONFIGURATIONS & SIZES
- BRACKETS ARE SHIPPED LOOSE FOR FIELD INSTALLATION
- BRACKETS COME WITH RUBBER VIBRATION ISOLATION SHOCK MOUNTS
- EXTENDED SUPPORT BRACKETS ARE MEANT FOR USE WITH DRAIN PANS/ATTENUATORS
- LOCATIONS FOR BRACKETS WILL BE INDICATED BY DIMPLES ON UNITS/OPTIONS

Project Name and Number:

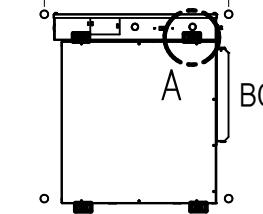
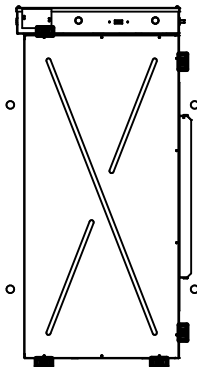
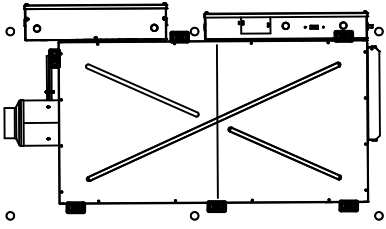
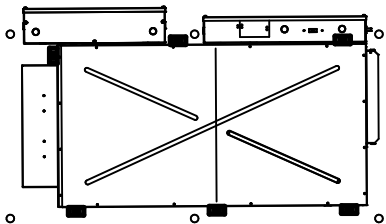
Description: **FPB - FAN POWERED BOX - SUPPORT BRACKETS**

Engineer:

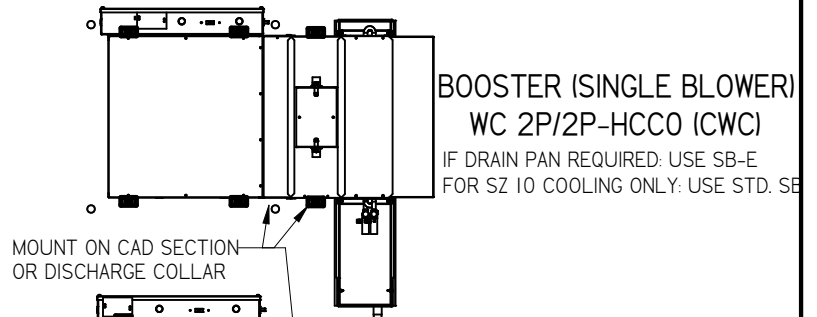
Submission
Date:

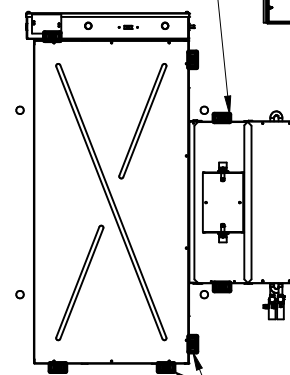
PROPRIETARY AND CONFIDENTIAL
THE INFORMATION CONTAINED IN THIS
DRAWING IS THE SOLE PROPERTY OF
Global IFS. ANY REPRODUCTION IN PART
OR AS A WHOLE WITHOUT THE WRITTEN
PERMISSION OF Global IFS IS PROHIBITED

Dwg Release: 272834 Sheet: 1 Size: Letter

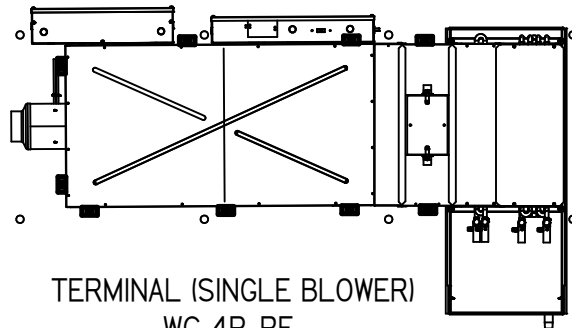
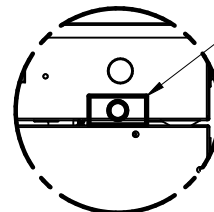
MAIN UNIT
 24" FLOOR GRID
 TYP.

 BOOSTER (SINGLE BLOWER)
 BASIC BOX
 STD. SB

 BOOSTER (DUAL BLOWER)
 BASIC BOX
 STD. SB

 TERMINAL (SINGLE BLOWER)
 BASIC BOX
 STD. SB

 BOOSTER W/ ID (SINGLE BLOWER)
 BASIC BOX
 STD. SB

WATER COILS


 BOOSTER (SINGLE BLOWER)
 WC 2P/2P-HCCO (CWC)
 IF DRAIN PAN REQUIRED: USE SB-E
 FOR SZ 10 COOLING ONLY: USE STD. SB

 MOUNT ON CAD SECTION
 OR DISCHARGE COLLAR

 BOOSTER (DUAL BLOWER)
 WC 2P (HWC ONLY)
 STD. SB

CHOOSE EITHER LOCATION


 TERMINAL (SINGLE BLOWER)
 WC 4P-RE
 USE SB-E

 PLACE BETWEEN UNIT
 AND CONTROL BOX

DETAIL A

Project Name and Number:

 Description: **FPB - FAN POWERED BOX - SUPPORT BRACKETS**

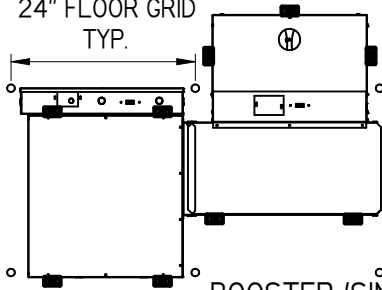
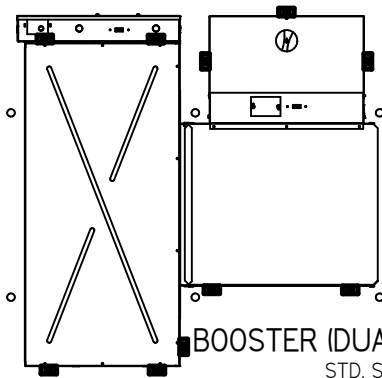
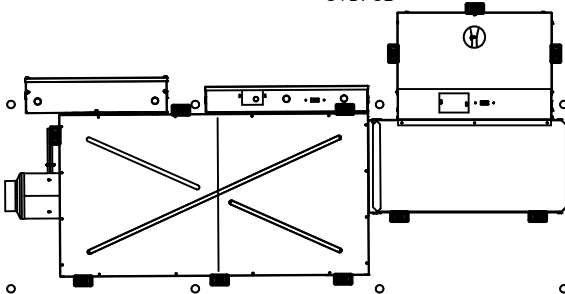
Engineer:

 Submission
 Date:

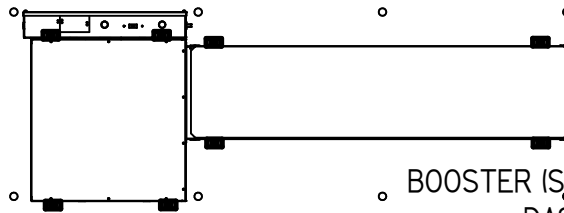
 PROPRIETARY AND CONFIDENTIAL
 THE INFORMATION CONTAINED IN THIS
 DRAWING IS THE SOLE PROPERTY OF
 Global IFS. ANY REPRODUCTION IN PART
 OR AS A WHOLE WITHOUT THE WRITTEN
 PERMISSION OF Global IFS IS PROHIBITED

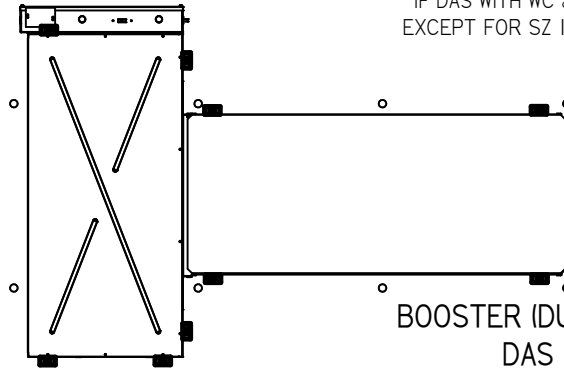
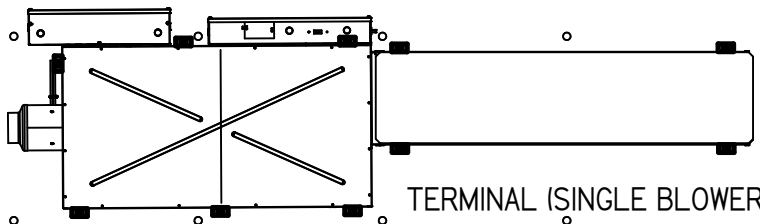
Dwg Release: 272834 Sheet: 1 Size: Letter

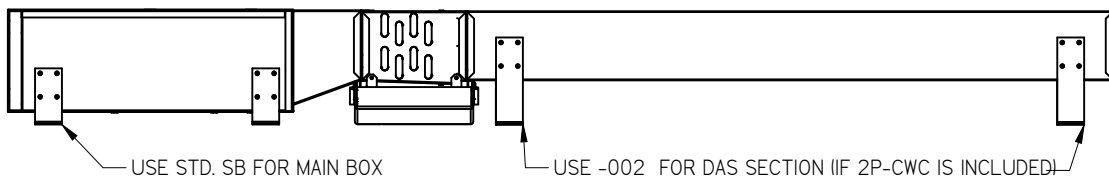
ELECTRIC COILS

 24" FLOOR GRID
 TYP.

 BOOSTER (SINGLE BLOWER) EC
 STD. SB

 BOOSTER (DUAL BLOWER) EC
 STD. SB

 TERMINAL (SINGLE BLOWER) EC
 STD. SB

DISCHARGE ATTENUATORS


 BOOSTER (SINGLE BLOWER)
 DAS 4FT.

 IF DAS ONLY: USE STD. SB
 IF DAS WITH WC & DRAIN PAN: USE SB-E
 EXCEPT FOR SZ 10. SEE TABLE 1 BELOW.

 BOOSTER (DUAL BLOWER)
 DAS 4FT.
 STD. SB

 TERMINAL (SINGLE BLOWER)
 DAS 4FT.

 IF DAS ONLY: USE STD. SB
 IF DAS WITH WC & DRAIN PAN: USE SB-E
 EXCEPT FOR SZ 10. SEE TABLE 1 BELOW.


BOOSTER/TERMINAL SZ 10 W/ 2P CWC (COOLING ONLY) & DAS

USE STD. SB FOR MAIN BOX

USE -002 FOR DAS SECTION (IF 2P-CWC IS INCLUDED)

TABLE 1 - SZ 10 ONLY SB QTY:	SB	SB-E
BASIC BOX UNIT ONLY	4	
UNIT W/ 2P CWC (COOL ONLY)	4	
UNIT W/ DAS (NO WC)	8	
UNIT W/ DAS & 2P CWC (COOL ONLY)	4	4

Project Name and Number:

 Description: **FPB - FAN POWERED BOX - SUPPORT BRACKETS**

Engineer:

 Submission
 Date:

 PROPRIETARY AND CONFIDENTIAL
 THE INFORMATION CONTAINED IN THIS
 DRAWING IS THE SOLE PROPERTY OF
 Global IFS. ANY REPRODUCTION IN PART
 OR AS A WHOLE WITHOUT THE WRITTEN
 PERMISSION OF Global IFS IS PROHIBITED

Dwg Release: 272834 Sheet: 1 Size: Letter